




## REMOVABLE GANGED HOOD VENT

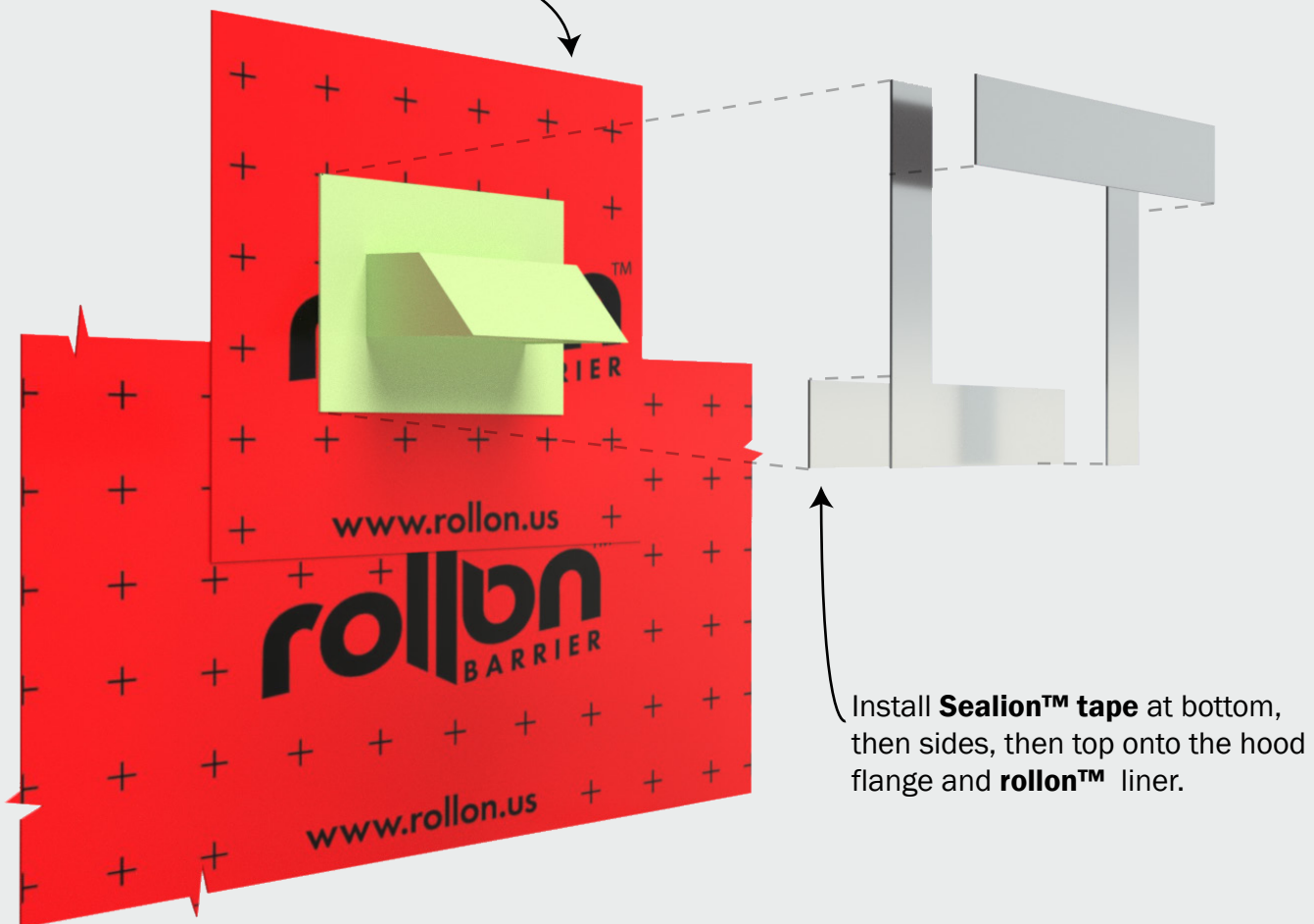


### STEP 1

#### NOTES:

1. Ensure **Sealion™ tape** overlaps onto **rollon™** liner 3" min.  
- above, below & sides. Use roller to apply **Sealion™ tape**.
2. Apply Dow 758 at all loose **rollon™** joints for air barrier.


Install **rollon™** liner (extend 9" min. past vent flange on all sides, leaving bottom edge loose)





**STEP 2**

Install primary **rollon**<sup>TM</sup> over **rollon**<sup>TM</sup> liner.



**STEP 3**

Seal seams with Dow 758.

